



retrofit**energy**  
IRELAND LIMITED

**ideal**  
HEATING

**Register Now**  
**for**  
**REIL Energy Credit Scheme**



**Redeem up to €397 on boilers**  
**& €1,025 on Heatpumps**

 **GROUPE**  
**ATLANTIC**  
UK, ROI & NORTH AMERICA DIVISIONS

**IDEAL**  
ENERGY

The Complete Solution

in association with  
**Ideal Energy Distribution Ltd**

Email: [ideal@reil.ie](mailto:ideal@reil.ie) or Phone: 01 801 0140

# ideal

HEATING



MADE FOR IRELAND

# Contents

How much can the Installer Redeem .....	4
Each Measurement Requirement Broken Down .....	5
Contractor Pack .....	6 - 9
Redeeming Energy Credits .....	10
EEOS Homeowner Waiver Mechanical .....	11
Register Warranty with Installer Connect .....	12 - 15
FAQ or Retrofit Energy Ireland Energy Credit Scheme .....	16 - 17

## How much can the Installer Redeem?

Energy Credit Measure	House	Apartment
Ideal Boiler only with existing controls	€90	€58
Ideal Boiler with Entry Level Controls	€109	€69
Ideal Boiler with Entry Level Controls with Remote Access	€117	€74
Ideal Boiler with Fully Integrated Controls	€305	€194
Ideal Boiler with Fully Integrated Controls & Remote Access	€333	€210
Ideal Boilers only with existing controls & Ideal Cylinder	€118	€75
Ideal Boiler with Entry Level Controls & Ideal Cylinder	€137	€86
Ideal Boiler with Entry Level Controls, Ideal Cylinder & Remote Access	€145	€91
Ideal Boiler with Fully Integrated Controls and Ideal Cylinder	€333	€211
Ideal Boiler with Fully Integrated Controls & Ideal Cylinder & Remote Access	€361	€227
Groupe Atlantic / Ideal Air to Water Heat Pump with Fully Integrated Controls Upgrade	€990	€630
Groupe Atlantic / Ideal Air to Water Heat Pump with Fully Integrated Control & Remote Access	€1025	€653
Ideal Boiler only with existing controls, Powerflush & Adey Filter	€126	€81
Ideal Boiler with Entry Level Controls, Powerflush & Adey Filter	€145	€92
Ideal Boiler with Entry Level Controls, Powerflush, Adey Filter & Remote Access	€153	€97
Ideal Boiler with Fully Integrated Controls, Powerflush & Adey Filter	€341	€217
Ideal Boiler with Fully Integrated Controls, Powerflush & Adey Filter & Remote Access	€369	€233
Ideal Boiler only with existing controls, Ideal Cylinder, Powerflush & Adey Filter	€154	€98
Ideal Boiler with Entry Level Controls, Ideal Cylinder, Powerflush & Adey Filter	€173	€109
Ideal Boiler with Entry Level Controls, Ideal Cylinder, Powerflush, Adey Filter & Remote Access	€181	€114
Ideal Boiler with Fully Integrated Controls, Ideal Cylinder, Powerflush & Adey Filter	€369	€234
Ideal Boiler with Fully Integrated Controls, Ideal Cylinder, Powerflush & Adey Filter & Remote Access	€397	€250

All rates above are excluding VAT  
VAT will be added at applicable rate

## Each Measure requirement broken down:

Energy Credit Measure	Requirements
Iw	<ol style="list-style-type: none"> <li>1. Register Boiler on Installer Connect</li> <li>2. Complete and signed EEOS Homeowner Waiver</li> <li>3. Copy of existing clock and stat</li> <li>4. Copy of completed RGI Cert</li> <li>5. Before and after copy of the Boiler installation</li> <li>6. Copy of Client invoice</li> </ol>
Ideal Boiler and Entry Level Heating Controls	<ol style="list-style-type: none"> <li>1. Register Boiler on Installer Connect</li> <li>2. Click relevant additional measures i.e Entry Level Control</li> <li>3. Complete and signed EEOS Homeowner Waiver</li> <li>4. Copy of completed RGI Cert</li> <li>5. Before and after copy of the clock and stat</li> <li>6. Copy of Client invoice</li> </ol>
Ideal Boiler and Full Heating Controls	<ol style="list-style-type: none"> <li>1. Register Boiler on Installer Connect</li> <li>2. Click relevant additional measures i.e Fully Integrated Control</li> <li>3. Complete and signed EEOS Homeowner Waiver</li> <li>4. Copy of completed RGI Cert</li> <li>5. Before and after copy of the clock and stat</li> <li>6. Copy of Client invoice</li> </ol>
Ideal Boiler and Entry Level Heating Controls c/w Ideal Cylinder	<ol style="list-style-type: none"> <li>1. Register Boiler on Installer Connect</li> <li>2. Click relevant additional measures i.e Entry Level Control</li> <li>3. Click Additional Measures to select measure i.e. Cylinder</li> <li>4. Complete and signed EEOS Homeowner Waiver</li> <li>5. Copy of completed RGI Cert</li> <li>6. Before and after copy of the clock and stat</li> <li>7. Before and After copy of the Cylinder</li> <li>8. Copy of Client invoice</li> </ol>
Ideal Boiler and Full Heating Controls c/w Ideal Cylinder	<ol style="list-style-type: none"> <li>1. Register Boiler on Installer Connect</li> <li>2. Click relevant additional measures i.e Fully Integrated Control</li> <li>3. Click Additional Measures to select measure i.e. Cylinder</li> <li>4. Complete and signed EEOS Homeowner Waiver</li> <li>5. Copy of completed RGI Cert</li> <li>6. Before and after copy of the clock and stat</li> <li>7. Before and After copy of the Cylinder</li> <li>8. Copy of Client invoice</li> </ol>
Groupe Atlantic Heat Pump	<ol style="list-style-type: none"> <li>1. Complete and signed EEOS Homeowner Waiver</li> <li>2. Copy of completed RECI Cert</li> <li>3. Copy of Client invoice</li> </ol>

# Contractor Pack - Page 1 of 4

## Registration - Please fill and email to [ideal@reil.ie](mailto:ideal@reil.ie)



Contractors Registration Form for \_\_\_\_\_ . I.D. \_\_\_\_\_

### Check List

All registering contractors must provide the following. Please ensure all forms are completed in full. Any incomplete forms will result in the registration being void and will be returned for completion. Please follow the checklist below to ensure all information is included.

<b>Registration Form Enclosed</b>	<input type="checkbox"/>
Contractor Details completed	<input type="checkbox"/>
Business Details completed	<input type="checkbox"/>
Tax Clearance Cert/No. and/or Access No. attached	<input type="checkbox"/>

<b>Insurance Details Enclosed</b>	<input type="checkbox"/>
Contractor / Insured Details completed	<input type="checkbox"/>
Employers Liability Insurance completed	<input type="checkbox"/>
Public / Products Liability Insurance completed	<input type="checkbox"/>
A copy of all Insurance Certs attached	<input type="checkbox"/>

<b>Registration Numbers</b>	<input type="checkbox"/>
Have all applicable registration numbers been provided	<input type="checkbox"/>

<b>Applications / Admin Details</b>	<input type="checkbox"/>
Have all contractor details been enclosed	<input type="checkbox"/>

<b>Quality Assurance &amp; Disciplinary Procedure</b>	<input type="checkbox"/>
Have all QADP records been enclosed	<input type="checkbox"/>



# Contractor Pack - Page 2 of 4

## Registration - Please fill and email to [ideal@reil.ie](mailto:ideal@reil.ie)



**Please complete all sections and use Block Capitals throughout.**

### **Contractor Details**

Company/Trading Name \_\_\_\_\_

Full Name \_\_\_\_\_

Address \_\_\_\_\_

County \_\_\_\_\_

Email \_\_\_\_\_

Telephone (incl. area code) \_\_\_\_\_

Mobile (include prefix) \_\_\_\_\_

### **Business Details**

VAT No. \_\_\_\_\_

Tax Clearance Cert/No. and/or Access No. \_\_\_\_\_

Tax Clearance Cert. Expiry Date \_\_\_\_\_

### **Nominated Contact**

Contact Name \_\_\_\_\_

Contact Number \_\_\_\_\_

Contact Email \_\_\_\_\_

### **Bank Details**

Bank Name \_\_\_\_\_

Sort Code \_\_\_\_\_

Bank Account Number \_\_\_\_\_

IBAN \_\_\_\_\_

BIC \_\_\_\_\_

# Contractor Pack - Page 3 of 4

## Registration - Please fill and email to [ideal@reil.ie](mailto:ideal@reil.ie)



**Please complete all sections and use Block Capitals throughout.**

### **Contractor / Insured Details**

Name of Contractor / Insured \_\_\_\_\_

Address of Contractor / Insured \_\_\_\_\_

Full Business Description (as per policy) \_\_\_\_\_

The Contractor / Insured is covered under their policy to carry out the following works:  
Please tick ALL appropriate boxes.

Gas Boiler Installation ☐

Heating Controls Upgrade ☐

### **Registration Numbers**

NSAI/IAB \_\_\_\_\_

RGI \_\_\_\_\_

RECI \_\_\_\_\_

BEH - SEAI ID \_\_\_\_\_

Other \_\_\_\_\_

**Please include a copy of all Insurance Certificates incl;**

- Employers Liability Insurance
- Public / Products Liability Insurance



# Contractor Pack - Page 4 of 4

## Registration - Please fill and email to [ideal@reil.ie](mailto:ideal@reil.ie)



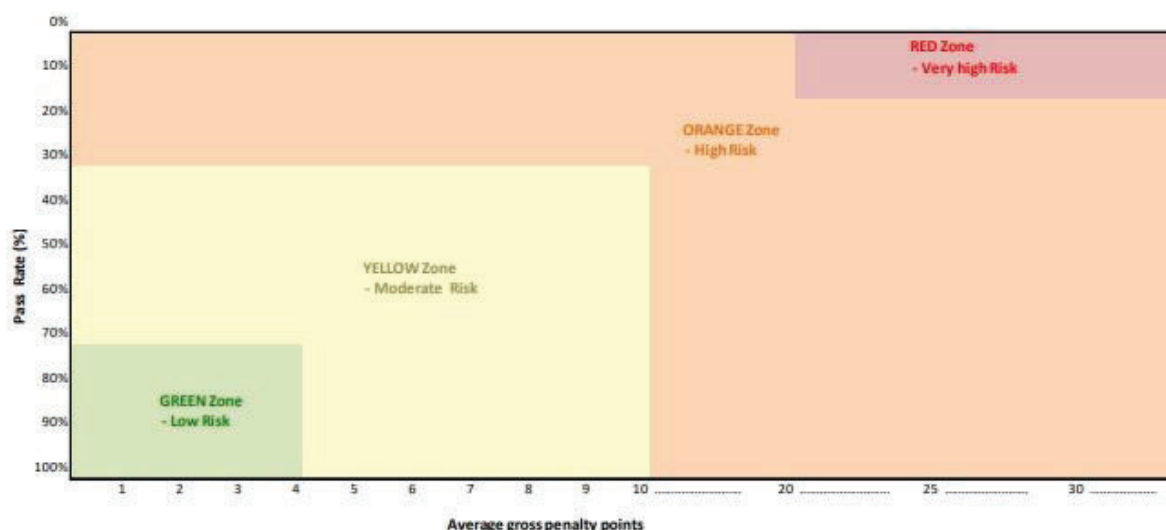
### SEAI Quality Assurance & Disciplinary Procedure

#### Section 2.2 Performance Categories, Correction Actions & Sanctions

Please attach/enclose a copy of your most recent SEAI evaluation of contractor performance as per example below.

The evaluation of Contractor performance will place individual Contractors in the following four performance categories (identified diagrammatically below):

- GREEN: good performance / low risk
- YELLOW: medium performance / moderate risk
- ORANGE: poor performance / high risk
- RED: very poor performance / very high risk.



**Print pages 1 - 4, fill in and email to [ideal@reil.ie](mailto:ideal@reil.ie)**  
**Registration will be processed within 10 days.**

# Now to redeem Energy Credits for your installations:

- Complete the Homeowner waiver (opposite) ensuring you obtain:
  - client and installer signatures
  - customer 11 digit mprn number
  - customer eircode
- Capture before & after photographs of each area / product being installed
- Copy of client invoice
- Copy of the installer cert as specified in application form (RGI/RECI)
- One application per email to [ideal@reil.ie](mailto:ideal@reil.ie). Please note that the MPRN number for the property must be clearly displayed in the subject bar of each email. This is all that needs to be included in the subject bar. This will ensure that all payments can be made in a timely fashion and without delays.
- After you register the warranty on [InstallerConnect.com](https://InstallerConnect.com) continue to partner schemes to complete 2nd part of energy credit requirement.

## Email copy to [ideal@reil.ie](mailto:ideal@reil.ie)

- Leave copies of products installed and copy of waiver with homeowner

## Payment

Payment will be made direct to the Installer through Retrofitenergy Ireland Ltd. Retrofitenergy will process submitted paperwork and once all paperwork and work is approved payment will be made within a 2 week timeframe.

## What Products are available for redemption?

Please note the list of products that qualify for this Incentive Scheme:

- Ideal Boiler Range
- Ideal Cylinder Range
- Groupe Atlantic Heatpump Range
- Halo
- Hive

# EEOS Homeowner Waiver - Mechanical

Please fill in form and obtain customer and installer signatures  
for every job being redeemed for Energy Credits. Please email to  
ideal@reil.ie



## EEOS Homeowner Waiver - Mechanical

<b>Section A - Install Details</b>		
Application ID (as per DOW) _____		SEAI ID _____
Company Name _____		
<b>Property Details (tick one)</b>		<b>Date of Install</b> _____
House: <input type="checkbox"/>	Apartment: <input type="checkbox"/>	
Address _____		
Contact No. _____	Eircode _____	
MPRN	<input type="text"/> <input type="text"/> <input type="text"/> <input type="text"/> <input type="text"/> <input type="text"/> <input type="text"/> <input type="text"/> <input type="text"/> <input type="text"/> <input type="text"/>	Year of Build _____
<b>Section B</b>		
<b>Boiler/Heat Pump Installed (tick one)</b>		Gas <input type="checkbox"/> H.P. <input type="checkbox"/> Product - Make & Model _____
If Gas Boiler;	A copy of the RGI Cert & photo of any existing HCs are required	Powerflush & Magnacleanse <input type="checkbox"/> Make & Model _____
If Heat Pump;	A copy of the RECI Cert is required	
Installation and product details must be stated on the client invoice		
<b>Section C</b>		
<b>Heating Controls</b>		Entry Level HC <input type="checkbox"/> Fully Integrated HC <input type="checkbox"/>
Product - Make & Model _____		
Before & After photos of the Clock & Stat and a copy of the client invoice is required		
<b>Section D</b>		
<b>High Heat Retention Cylinder - Ideal Cylinder (IDEAL Only)</b>		Please select which model was installed;
Product Serial No. _____	Cylinder Size _____	Ideal Vented <input type="checkbox"/>
Before & After photos of the installation and a copy of the client invoice is required		Ideal Thermstore <input type="checkbox"/>
		Ideal Biofoam <input type="checkbox"/>
<b>Section E</b>		
<b>Homeowner Waiver</b>		
*REIL have been material to the delivery of the energy efficiency measures identified;		
*I hereby assign the energy credits associated with the energy efficiency measures completed as part of this project to REIL;		
*I have not authorised any other party to claim the energy credits associated with this work;		
*I understand that information collected in this form will be provided to SEAI as the administrators of the Energy Efficiency Obligation Scheme;		
*I agree that REIL, SEAI or its agents may contact me to arrange an inspection of the works;		
*It has been explained to me that a grant may be available for these works from SEAI. (tick one below)		
*I confirm that I have read and understood the Data Protection notice in the Terms & Conditions of the Better Energy Home Scheme and I understand that REIL will process my data as described in their Data Privacy Statement, which is located on their website at <a href="http://www.reil.ie/privacy">www.reil.ie/privacy</a>		
*I understand that my personal data will be retained by REIL as part of the application process and will be shared with SEAI for the sole purpose of the grant application process. The data may also be shared with other parties to advance the wider construction project.		
<input type="checkbox"/>	I have applied for the grant.	
<input type="checkbox"/>	I waive my right to the grant.	
<input type="checkbox"/>	There is no grant available for the measures installed.	
Homeowner Name (print) _____	Homeowner Signature _____	Date _____
<b>Section F</b>		
<b>I confirm that:</b>		
*I have installed the measure(s) identified above in accordance with the product manufacturers instructions in-line with the SEAI Better Energy Homes code of practice (as applicable);		
*I have completed a handover to the homeowner, which included product manuals and verbal instructions on how to use and maintain the product, and all relevant warranties;		
*All information on this form is accurate; and		
*I understand that, as an installer, I have no claim to the energy credits associated with any measures I install.		
Installer Name (print) _____	Installer Signature _____	Date _____

# Finally, register your warranty and energy credit with Installer Connect

- Register the warranty and receive up to €20 on your installer connect account
- Registering your warranty gives your customer 7 - 12 year warranty on boilers

## How?

### Step 1.

Log in to your installer connect account [www.Installerconnect.com](http://www.Installerconnect.com) and register the boiler warranty and claim your €20.00. When the boiler registration is completed click the partner Schemes portal at the bottom of the screen and go to carbon credit scheme section. Carefully input the measures carried out and press enter to confirm. Your measures have now been saved and stored in your installer connect account.

### Step 2.

Submit the completed waiver form for measures carried out (copy in booklet attached) together with a before and after copy of the installation showing clearly the old and new measures to [ideal@reil.ie](mailto:ideal@reil.ie). This will ensure rapid processing of the claims.

Please note that the **MPRN number for the property must be clearly displayed in the subject bar of the email**. This is all that needs to be included in the subject bar. This will ensure that all payments can be made to you in a timely fashion and there are no delays.

### Step 3.

Payment will arrive in your bank account within 3 weeks and every 2 weeks thereafter for subsequent claims.

## Information Support

REIL Energy Credit Scheme

If you require more information or assistance regarding the scheme please contact a member of the team by emailing [ideal@reil.ie](mailto:ideal@reil.ie) or phone (01) 801 0140.

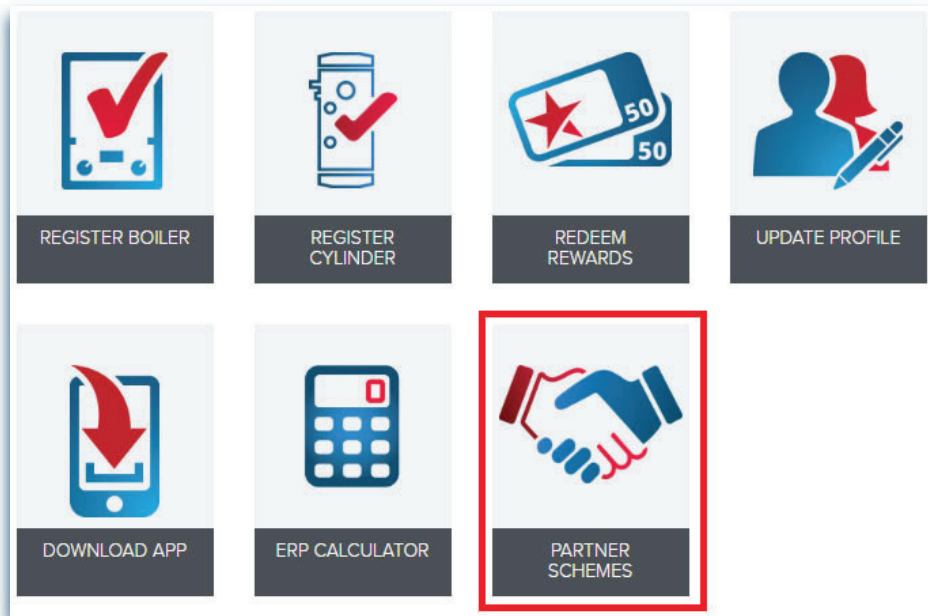
Installer Connect

If you require more information or assistance regarding the scheme please contact a member of the team by emailing [reil@idealenergy.ie](mailto:reil@idealenergy.ie)

# Installer Connect Information

## Carbon Credits Capture

1. Select 'Partner Schemes' from the Members Area in Installer Connect:



2. All registered Boilers through the portal will be visible here – select 'Carbon Credit' next to the relevant registration:

BOILER REGISTRATION DATE	BOILER INSTALLATION DATE	BOILER TYPE	CUSTOMER NAME	CUSTOMER CITY	CARBON CREDIT
05-11-2020	05-11-2020	Logic	Nathan Hopkins	HULL	<b>REGISTER</b>

3. Boiler details etc will be pre-populated following initial registration of the Boiler through the portal – multiple other dropdowns and fields to populate (of which all are non-mandatory):

MAIN DETAILS	
Boiler Serial Number: *	20458900064844
Boiler Model: *	LOGIC COMBI HE30
Contractor Name (company):	(Ic Ideal) Test Account1
Contractor RGI Number (company):	5596563
Installer Name:	Test Account1
Installer Telephone number:	0114 3993950
Installer RGI Number:	
Work Completed Date:	05-11-2020
Grant Job:	No ✓
BER Completed:	No ✓
House Type:	Please select ✓
MPRN (11 digit no. to be found on bill):	
Consumer House:	Flat 5 City Central 22 Wright S
Consumer Street:	
Consumer City:	HULL
Consumer telephone number:	N/A
Merchant:	Please select ✓
Location:	


JOB DETAILS	
Select the controls fitted with the High Efficiency Gas Boiler	
Heating Controls Option	Please select ✓
Additional Measures	No ✓
<input type="checkbox"/> I confirm that I have a signed customer waiver form for this submission and will return this waiver to the Wholesaler.	
<a href="#">CLOSE</a>	<a href="#">CHANGE TO ENTRY LEVEL</a>
<a href="#">SUBMIT</a>	


### JOB DETAILS

Select the controls fitted with the High Efficiency Gas Boiler

Heating Controls Option Entry Level 

> 90% Efficiency Boiler: No 


24h7d Programmer: No 

Room Thermostat: No 

Additional Measures Yes 

Cylinder No 

Powerflush: No 


Magnaclean filter: No 

☐ I confirm that I have a signed customer waiver form for this submission and will return this waiver to the Wholesaler.


### JOB DETAILS


Select the controls fitted with the High Efficiency Gas Boiler


Heating Controls Option Integrated 


90% Efficiency Boiler: No 


24h7d Programmer 2 Zone: No 


Heating Zone 1: No 


Heating Zone 2 and/or TRVs: No 

Hot Water Zone: No 

Cylinder Thermostat: No 

Room Thermostat: No 

Time Controls on Immersion: No 

Additional Measures No 

☐ I confirm that I have a signed customer waiver form for this submission and will return this waiver to the Wholesaler.



# Retrofit Energy Ireland Ltd Energy Credit Scheme (FAQs)

**Q1. What is required for an Ideal Boiler with Existing Controls?**

A1. A new Ideal Gas Boiler, and a copy of existing programmer and room stat. You will need to click Entry Level Controls on Installer Connect when registering boiler. By claiming €90 measure it is clear that the new boiler was fitted with existing controls.

**Q2. What is required for a Boiler Entry Level Claim?**

A2. An Ideal Gas Boiler, 24h 7d programmer and room stat

**Q3. What is required for a fully integrated controls claim?**

A3. An Ideal Gas Boiler, 24h 7d programmer and room stat, Cylinder stat, Separate heating zone and domestic hot water zone controlled by a motorised valve and stat  
5 TRVs OR a third motorised valve controlled by another room thermostat

**Q4. What do I get paid?**

A4. Measure payments are outlined in the information booklet.

**Q5. When, or how often, do I get paid.?**

A5. There will be a payment run every 2 weeks. Based on the date of your submission, you may be paid 2 weeks or 4 weeks from when we receive and submit your claim. To avoid any delays please ensure you clearly display the MPRN for the property in the subject bar of the email forwarding the documentation.

**Q6. Do I have to be SEAI registered?**

A6. Yes, you must be SEAI registered and currently active on the SEAI database. Please view links for further information: <https://www.seai.ie/register-with-seai/contractor/>  
<https://www.seai.ie/forms/Contractors-Registration-Form.pdf>

**Q7. What standard must the works be completed to?**

A7. The works must be completed to the SEAI Better Energy Scheme standards.

**Q8. Can the payment figures change?**

A8. Yes, the figures can change if SEAI reduces or increase the credits for certain measures. This will then increase or decrease the payment to you.

**Q9. Who is checking the quality of works on the Energy Credit Scheme?**

A9. Both SEAI and REIL will be carrying out Desktop and On-Site quality audits.

**Q10. What houses are eligible for the Energy Credit Scheme?**

A10. Dwellings must be built before 2006, they must not have claimed an SEAI grant for the measures previously and the client must be the homeowner of the property. For Heat Pump claims dwellings must be built before 2011.

**Q11. What happens if Energy Credits have already been claimed on a job?**

A11. If Energy Credits have already been claimed and no energy credits are available, the application will be rejected, and disciplinary procedures will be implemented as set out in REIL Terms & Conditions for this scheme.

**Q12. Can a contractor check if energy credits are available against a specific MPRN number?**

A12. Yes, The Homeowner can normally confirm if there has been a claim against the MPRN with SEAI. In circumstances where the homeowner is unable to confirm if energy credits have been claimed against the MPRN number they can email [ideal@reil.ie](mailto:ideal@reil.ie) and request confirmation. Please note this is for exceptional purposes and the process will take approx 2 working days.

**Q13. How do I get registered?**

A13. Complete and return your copy of the Contractor Application Pack for registration on this scheme to [ideal@reil.ie](mailto:ideal@reil.ie).

- Q14. Who do I contact if I have any questions on the scheme?**  
A14. You can contact REIL by emailing [ideal@reil.ie](mailto:ideal@reil.ie) or calling 01-8010140 if you have any further queries.
- Q15. What do I need to claim credits?**  
A15. The EEOS Waiver document outlines exactly what is required to claim credits on each measure. This will require the signed waiver from both the homeowner and contractor, a copy of the RGI cert, details of the product make and model, a before & after copy, copy of the client invoice and any other items as noted on the EEOS waiver as applicable to each measures.
- Q16. What are Energy Credits?**  
A16. Energy credits are created when an obligated party is involved in the project before the works commence. Ideal energy have partnered with REIL to ensure that all ideal boilers installed to SEAI standards can avail of the appropriate energy credits. The installer through this scheme must demonstrably affect the decision of the homeowner to make energy savings. For example : The installer should encourage the homeowner to upgrade their old boiler to Hi-efficient one and or upgrade the controls to generate energy savings. The energy savings only become credits if claimed when registering the new boilers installation .
- Q17. Can anyone claim Energy Credits?**  
A17. No, Energy Credits are only relevant to Energy Suppliers who have signed a voluntary agreement with SEAI.
- Q18. Why can only Energy Suppliers claim Energy Credits?**  
A18. Only Energy Suppliers are subject to Energy saving targets set in accordance with Regulation 16 and 17 of S1542/2009.
- Q19. What is the difference between an Energy Credit and a Grant?**  
A19. All grants are issued by the government, in this case the SEAI, to help homeowners financially and ensure certain standards are achieved. The grant is normally paid directly to the homeowner. The Energy credits are issued directly to the installer by the energy suppliers as an additional incentive to encourage the homeowner to complete upgrade works.
- Q20. Does the Installer have to pass savings on to the homeowner?**  
A20. Yes, you must clearly state on your quotation the value of the Energy Credits and deduct from installed cost
- Q21. Can a homeowner claim an SEAI grant for works carried out in addition to the installer claiming energy credits for the measure?**  
A21. Yes, the homeowner can claim the grant directly off SEAI by applying on the SEAI website through the normal process. They must sign the waiver to ensure that they are not claiming credits elsewhere.
- Q22. Do I have to show the energy credits on my invoice?**  
A22. Yes. The energy credit payment must be present on your invoice and should be deducted before VAT is added.
- Q23. Do all measures installed have to be identified on the invoice?**  
A23. Yes. The measures for which energy credits are being claimed must be stated on the invoice. If the measures are not outlined the application cannot be processed or paid.
- Q24. Why do i need the MPRN number in the subject bar of email correspondence for the credits?**  
A24. SEAI will only accept an application with an MPRN. Including this in the subject bar of the email will ensure the application is lodged straight away and there are no delays in payment.

ideal  
HEATING



Alfea A.I Heat Pumps

WE BELIEVE IN  
CLEAN ENERGY





retrofit**energy**  
IRELAND LIMITED

For Further Information please contact Retrofit Ireland.

Email: [ideal@reil.ie](mailto:ideal@reil.ie) or [reil@idealenergy.ie](mailto:reil@idealenergy.ie)

Phone: 01 8010140