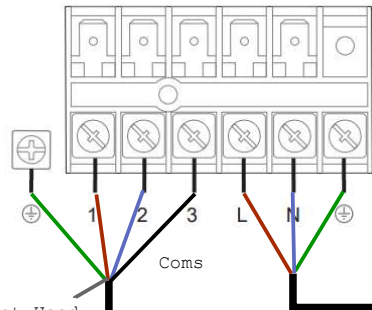


External



6mm2 (3 Core)

Outdoor Unit



Grey Not Used



1.5mm2 (5 Core)

Hot Press / Plant Room

Main Fuse Box

4 & 5KW 20A
8 & 10KW 32A

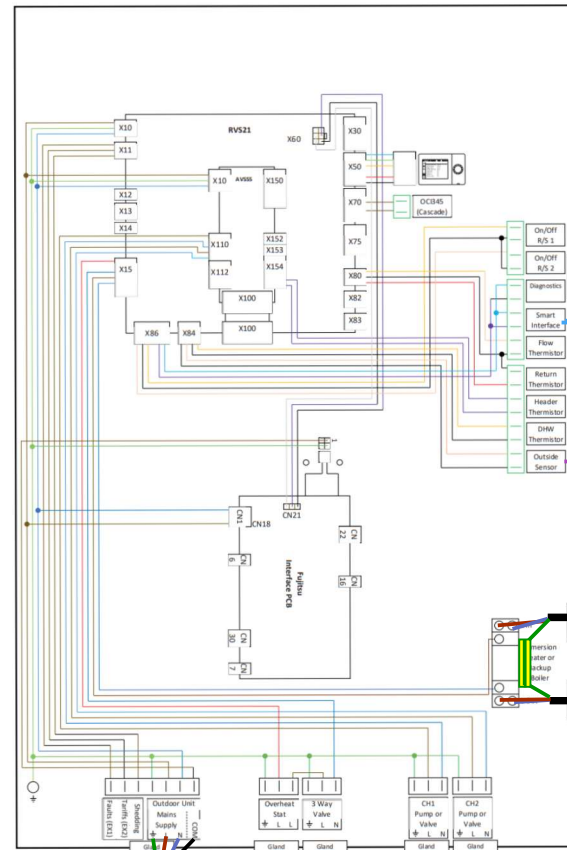
B-Rated 16A

1.5mm2 (3 Core)

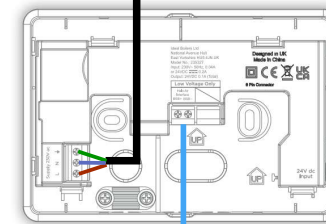
2.5mm2 (3 Core)

0.5mm² (2 Core)

Logic Air Control Box



Grey Not Used



0.75mm² (2 Core)

To immersion
Heater or
Backup
Boiler

Notes

This diagram is intended for use in Ireland as an overview of connection terminals and cable sizes for use on site.

Please refer to the
manufacturers Installation Guide
for full electrical details and
guidance.

All connections should be verified for polarity by a qualified electrician.

Full Installation Guide



Training Videos



IDEAL
ENERGY
The Complete Solution

Ideal Energy Distribution Ltd.

Drawn By	Odhran Casey
----------	--------------

Date	24/06/25
------	----------

Drawing	Logic Air Wiring
---------	------------------