

External

Hot Press / Plant Room

Notes

This diagram is intended for use in Ireland as an overview of connection terminals and cable sizes for use on site.

Please refer to the manufacturers Installation Guide for full electrical details and guidance.

All connections should be verified for polarity by a qualified electrician.

Full Installation Guide



Training Videos



Ideal Energy Distribution Ltd.

Drawn By Odhran Casey

Date 25/02/26

Drawing HP290 Wiring

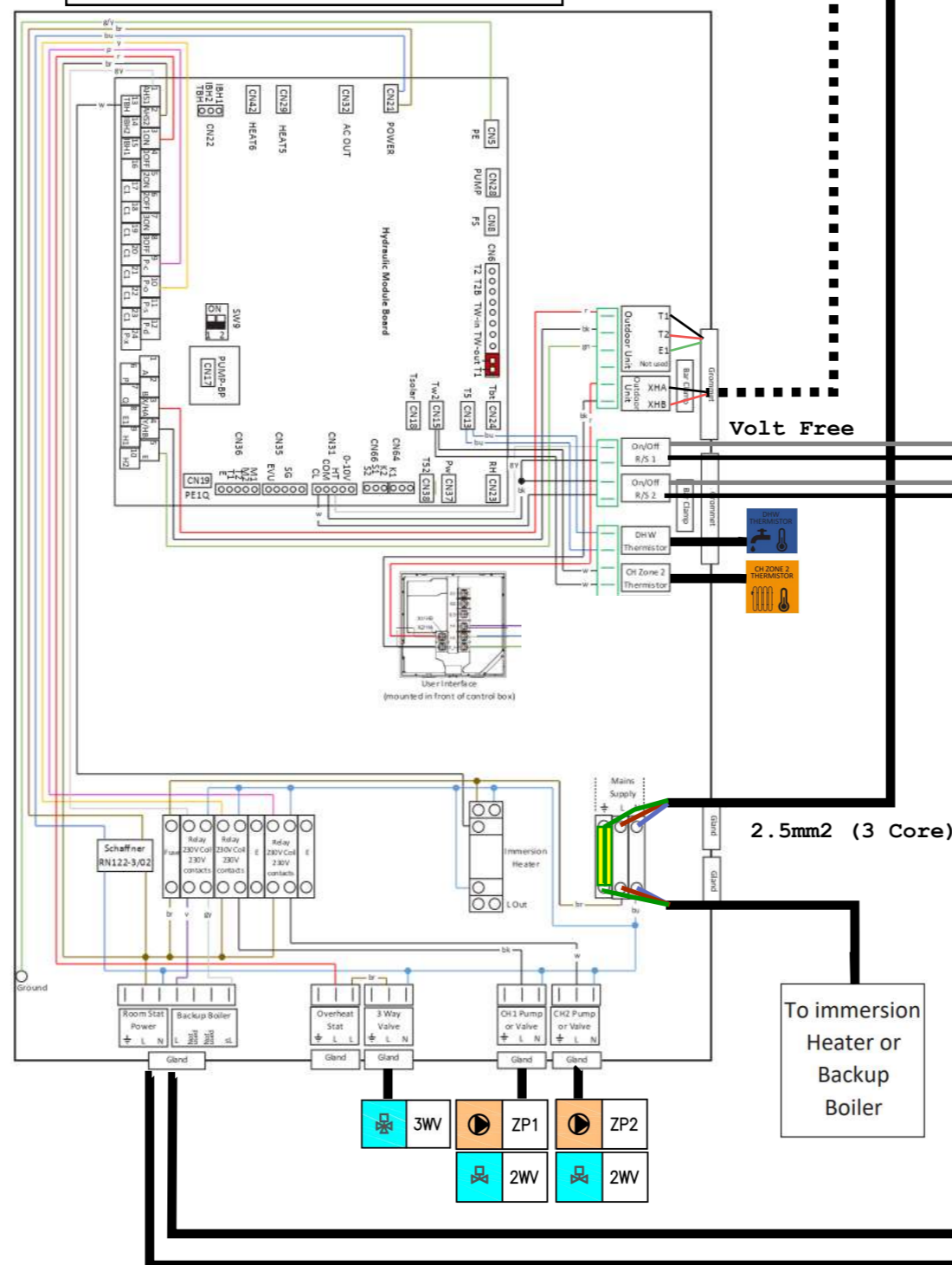
Main Fuse Box

Type C-Curve	Type B
4, 6 & 8KW 25A	3KW 16A
10, 12 & 14KW 32A	

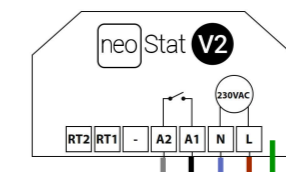
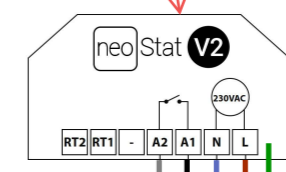
2.5mm² (3 Core)

6mm² (3 Core)

HP290 Control Box



Set Neostat Feature 04 Output Delay to 15mins



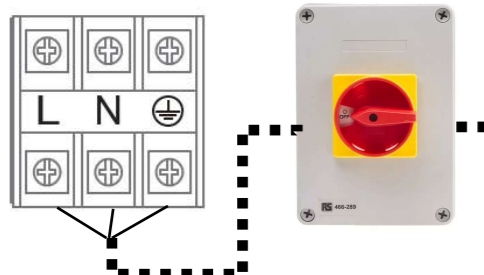
Volt Free

2.5mm² (3 Core)

To immersion Heater or Backup Boiler



Outdoor Unit



Earth Shielded CAT6 (5V, 10ma)

